



## ROUND 4

### DONINGTON RACE – GP CIRCUIT 14 July 2012

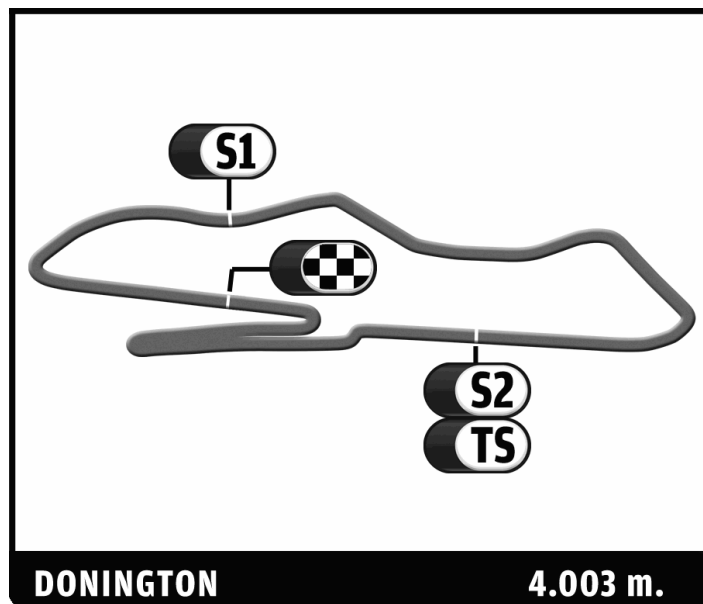
Reproduced by courtesy of

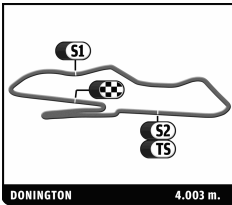


# 6 HOURS OF DONINGTON

## CATERHAM ACADEMY GROUP 1

Results Booklet





**CATERHAM ACADEMY GROUP 1**  
**6 HOURS OF DONINGTON**  
 Qualifying

Provisional Classification

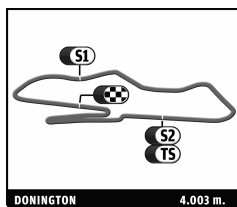
Nr.	Driver	Nat	Team	Car	Time	Lap	Total	Gap	Kph
1	46 Alexander Gurr			CATERHAM	G1	2:09.793	7 7	- -	111.0
2	9 Matt Dyer			CATERHAM	G1	2:09.947	6 7	+0.154 +0.154	110.9
3	3 Matthew Lawrence			CATERHAM	G1	2:12.047	7 7	+2.254 +2.100	109.1
4	28 Nigel Board			CATERHAM	G1	2:12.784	7 7	+2.991 +0.737	108.5
5	44 Jason Gale			CATERHAM	G1	2:14.732	6 7	+4.939 +1.948	107.0
6	78 Brian Caudwell			CATERHAM	G1	2:15.147	5 6	+5.354 +0.415	106.6
7	39 Tristan Judge			CATERHAM	G1	2:15.154	6 6	+5.361 +0.007	106.6
8	29 Scott Lawrence			CATERHAM	G1	2:15.280	6 6	+5.487 +0.126	106.5
9	88 Andres Sinclair			CATERHAM	G1	2:15.383	6 6	+5.590 +0.103	106.4
10	65 Tony Mingoia			CATERHAM	G1	2:15.769	6 6	+5.976 +0.386	106.1
11	42 Tor Malroy			CATERHAM	G1	2:16.196	6 6	+6.403 +0.427	105.8
12	68 Zoltan Csabai			CATERHAM	G1	2:16.434	5 6	+6.641 +0.238	105.6
13	27 Andrew Jenkins			CATERHAM	G1	2:19.209	6 6	+9.416 +2.775	103.5
14	40 David Russell			CATERHAM	G1	2:21.967	6 6	+12.174 +2.758	101.5
15	6 Ian Sparshoff			CATERHAM	G1	2:22.500	4 6	+12.707 +0.533	101.1
16	22 Christopher Buckley			CATERHAM	G1	2:22.879	6 6	+13.086 +0.379	100.9
17	66 Mel Taylor			CATERHAM	G1	2:23.507	6 6	+13.714 +0.628	100.4
18	8 Paul Hagen			CATERHAM	G1	2:23.539	6 6	+13.746 +0.032	100.4
19	60 Mark Forrest			CATERHAM	G1	2:23.655	6 6	+13.862 +0.116	100.3
20	62 Tim Younge			CATERHAM	G1	2:24.507	4 6	+14.714 +0.852	99.7
21	11 Michael Downing			CATERHAM	G1	2:25.506	6 6	+15.713 +0.999	99.0
22	69 Simon Ledger			CATERHAM	G1	2:26.689	6 6	+16.896 +1.183	98.2
23	15 Andrew Poulton			CATERHAM	G1	2:26.798	4 6	+17.005 +0.109	98.2
24	33 Broniek Masojada			CATERHAM	G1	2:26.815	6 6	+17.022 +0.017	98.2
25	17 Philip Nash			CATERHAM	G1	2:27.126	6 6	+17.333 +0.311	97.9

<b>Fastest Lap</b>	Lap 7	Alexander Gurr	2:09.793	111.0 Kph
--------------------	-------	----------------	----------	-----------

Published at: .....

Track Status: **DRY**

<b>Race Director:</b>	<b>Timekeeper:</b>
-----------------------	--------------------



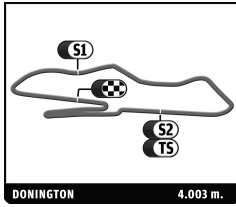
## CATERHAM ACADEMY GROUP 1

### 6 HOURS OF DONINGTON

#### Qualifying

#### Best Sector Times

SECTOR 1			SECTOR 2			SECTOR 3			Pos	Driver	Ideal Lap	Best Lap
Pos	Driver	Time	Driver	Time	Driver	Time						
1	9 M.Dyer	28.296	46 A.Gurr	51.408	46 A.Gurr	48.986	1	46 A.Gurr	2'08.806	2:09.793	(1)	
2	46 A.Gurr	28.412	28 N.Board	51.956	9 M.Dyer	49.131	2	9 M.Dyer	2'09.649	2:09.947	(2)	
3	28 N.Board	28.510	9 M.Dyer	52.222	28 N.Board	49.739	3	28 N.Board	2'10.205	2:12.784	(4)	
4	3 M.Lawrence	28.946	3 M.Lawrence	52.831	3 M.Lawrence	50.121	4	3 M.Lawrence	2'11.898	2:12.047	(3)	
5	78 B.Caudwell	29.277	65 T.Mingoia	53.386	44 J.Gale	50.561	5	78 B.Caudwell	2'13.801	2:15.147	(6)	
6	44 J.Gale	29.549	88 A.Sinclair	53.482	78 B.Caudwell	50.629	6	44 J.Gale	2'14.462	2:14.732	(5)	
7	39 T.Judge	29.580	29 S.Lawrence	53.885	39 T.Judge	51.128	7	88 A.Sinclair	2'14.877	2:15.383	(9)	
8	68 Z.Csabai	29.758	78 B.Caudwell	53.895	42 T.Mcilroy	51.341	8	65 T.Mingoia	2'15.148	2:15.769	(10)	
9	29 S.Lawrence	29.767	44 J.Gale	54.352	88 A.Sinclair	51.354	9	39 T.Judge	2'15.154	2:15.154	(7)	
10	65 T.Mingoia	29.770	68 Z.Csabai	54.353	29 S.Lawrence	51.628	10	29 S.Lawrence	2'15.280	2:15.280	(8)	
11	42 T.Mcilroy	29.789	42 T.Mcilroy	54.353	65 T.Mingoia	51.992	11	42 T.Mcilroy	2'15.483	2:16.196	(11)	
12	88 A.Sinclair	30.041	39 T.Judge	54.446	68 Z.Csabai	52.004	12	68 Z.Csabai	2'16.115	2:16.434	(12)	
13	6 I.Sparshott	30.270	40 D.Russell	55.263	6 I.Sparshott	52.062	13	6 I.Sparshott	2'19.288	2:22.500	(15)	
14	22 C.Buckley	30.872	22 C.Buckley	56.599	33 B.Masojada	52.381	14	40 D.Russell	2'21.251	2:21.967	(14)	
15	15 A.Poulton	30.988	8 P.Hagen	56.840	62 T.Younge	53.640	15	22 C.Buckley	2'21.268	2:22.879	(16)	
16	40 D.Russell	31.049	6 I.Sparshott	56.956	66 M.Taylor	53.667	16	66 M.Taylor	2'22.914	2:23.507	(17)	
17	60 M.Forrest	31.431	66 M.Taylor	57.397	22 C.Buckley	53.797	17	33 B.Masojada	2'23.536	2:26.815	(24)	
18	62 T.Younge	31.506	60 M.Forrest	57.573	11 M.Downing	54.196	18	8 P.Hagen	2'23.539	2:23.539	(18)	
19	69 S.Ledger	31.530	11 M.Downing	58.085	60 M.Forrest	54.571	19	60 M.Forrest	2'23.575	2:23.655	(19)	
20	33 B.Masojada	31.680	17 P.Nash	58.422	8 P.Hagen	54.823	20	62 T.Younge	2'24.311	2:24.507	(20)	
21	66 M.Taylor	31.850	69 S.Ledger	58.503	40 D.Russell	54.939	21	11 M.Downing	2'24.323	2:25.506	(21)	
22	8 P.Hagen	31.876	15 A.Poulton	58.706	69 S.Ledger	55.241	22	15 A.Poulton	2'25.149	2:26.798	(23)	
23	17 P.Nash	32.010	62 T.Younge	59.165	15 A.Poulton	55.455	23	69 S.Ledger	2'25.274	2:26.689	(22)	
24	11 M.Downing	32.042	33 B.Masojada	59.475	17 P.Nash	55.887	24	17 P.Nash	2'26.319	2:27.126	(25)	



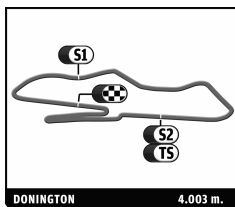
**CATERHAM ACADEMY GROUP 1**  
**6 HOURS OF DONINGTON**  
 Qualifying

Fastest Lap Sequence

Practice Time	Driver	Team	Car	Class	Time	Kph	Lap
5:25.461	46 Alexander Gurr		CATERHAM	G1	<b>2:16.773</b>	105.4	2
5:27.975	28 Nigel Board		CATERHAM	G1	<b>2:16.092</b>	105.9	2
7:40.695	46 Alexander Gurr		CATERHAM	G1	<b>2:15.234</b>	106.6	3
9:57.367	28 Nigel Board		CATERHAM	G1	<b>2:13.962</b>	107.6	4
12:10.475	28 Nigel Board		CATERHAM	G1	<b>2:13.108</b>	108.3	5
12:11.187	46 Alexander Gurr		CATERHAM	G1	<b>2:12.958</b>	108.4	5
12:48.293	9 Matt Dyer		CATERHAM	G1	<b>2:12.791</b>	108.5	5
14:21.135	46 Alexander Gurr		CATERHAM	G1	<b>2:09.948</b>	110.9	6
14:58.240	9 Matt Dyer		CATERHAM	G1	<b>2:09.947</b>	110.9	6
16:30.928	46 Alexander Gurr		CATERHAM	G1	<b>2:09.793</b>	111.0	7







**CATERHAM ACADEMY GROUP 1**  
**6 HOURS OF DONINGTON**  
 Qualifying

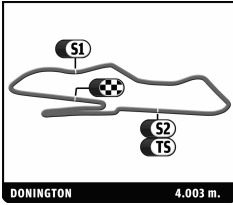
Analysis

■ Personal Best   ■ Session Best   B Crossing the finish line in pit lane

Lap	Time	Sector 1	Sector 2	Sector 3	Kph	Elapsed	Lap	Time	Sector 1	Sector 2	Sector 3	Kph	Elapsed
6	2:27.898	37.382	<b>53.895</b>	56.621	97.4	15:47.033							

<b>88</b>	<b>Andres Sinclair</b>	CATERHAM											
		1	4:11.009	2:04.233	1:09.548	57.228	57.4	4:11.009					
	2	2:29.531	30.287	58.528	1:00.716	96.4	6:40.540						
	3	2:22.292	<b>30.041</b>	58.038	54.213	101.3	9:02.832						
	4	2:18.990	31.091	55.170	52.729	103.7	11:21.822						
	5	2:16.910	30.452	55.104	<b>51.354</b>	105.3	13:38.732						
	6	<b>2:15.383</b>	30.192	<b>53.482</b>	51.709	106.4	15:54.115						



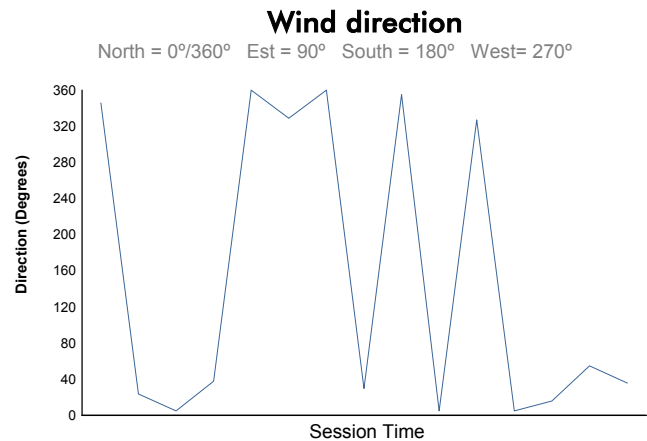
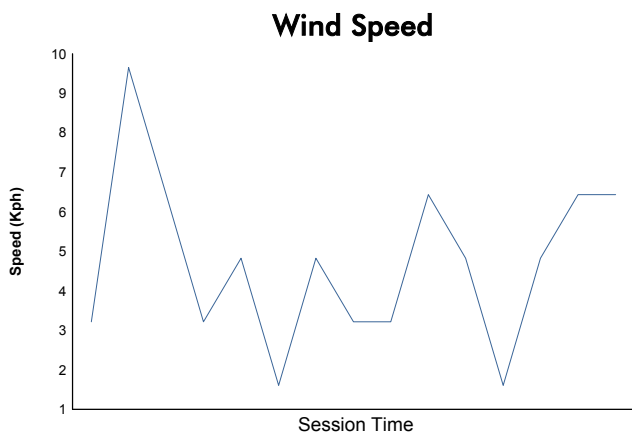
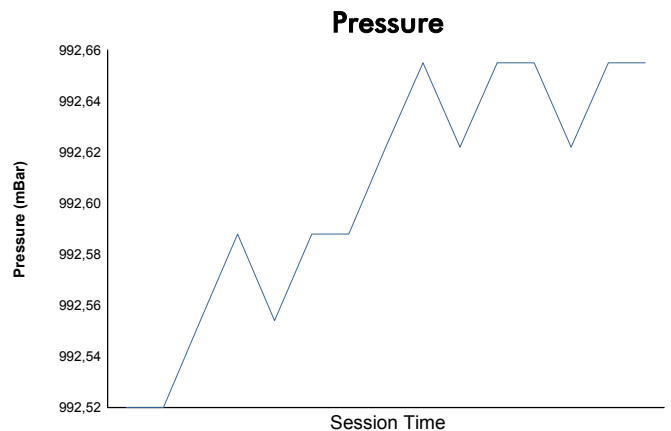
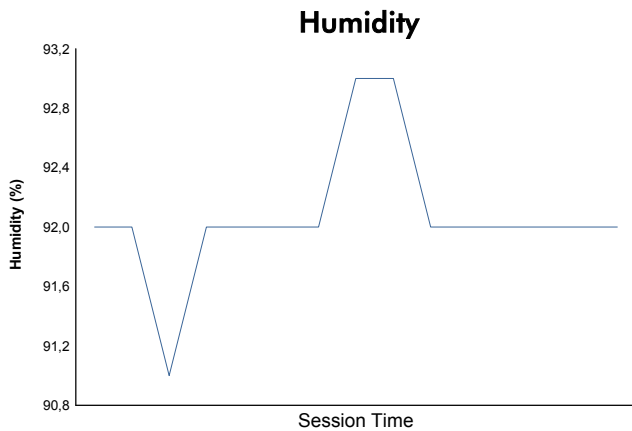
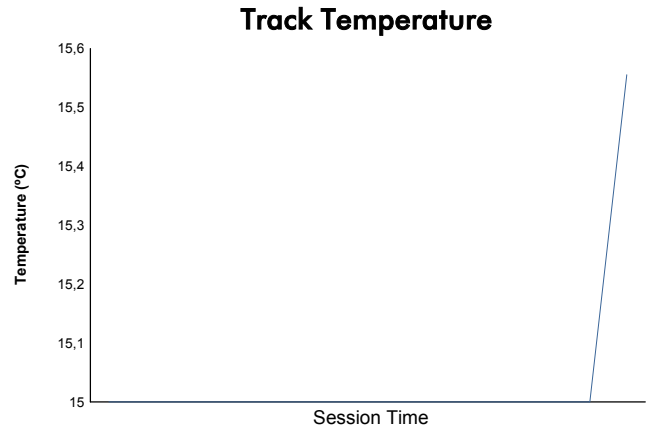
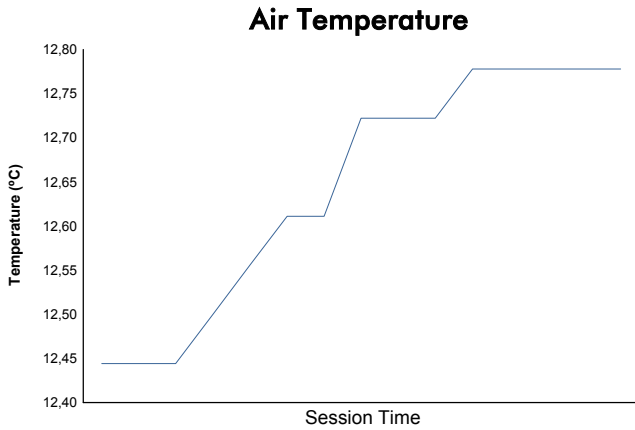


# 6 HOURS OF DONINGTON

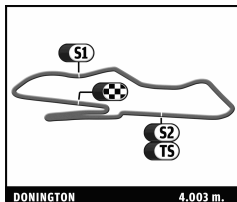
## CATERHAM ACADEMY GROUP 1

### Qualifying

### Weather Report



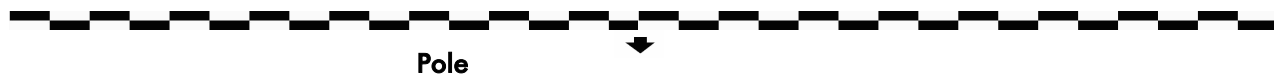
Track Status: **DRY**



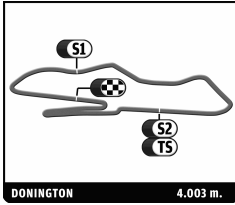
**CATERHAM ACADEMY GROUP 1**  
**6 HOURS OF DONINGTON**  
 Race (15')

Starting Grid

2:27.126 Philip Nash	17	- 13 -	33	2:26.815 Bronek Masojada
2:26.798 Andrew Poulton	15	- 12 -	69	2:26.689 Simon Ledger
2:25.506 Michael Downing	11	- 11 -	62	2:24.507 Tim Younge
2:23.655 Mark Forrest	60	- 10 -	8	2:23.539 Paul Hagen
2:23.507 Mel Taylor	66	- 9 -	22	2:22.879 Christopher Buckley
2:22.500 Ian Sparshott	6	- 8 -	40	2:21.967 David Russell
2:19.209 Andrew Jenkins	27	- 7 -	68	2:16.434 Zoltan Csabai
2:16.196 Tor Milroy	42	- 6 -	65	2:15.769 Tony Mingoia
2:15.383 Andres Sinclair	88	- 5 -	29	2:15.280 Scott Lawrence
2:15.154 Tristan Judge	39	- 4 -	78	2:15.147 Brian Caudwell
2:14.732 Jason Gale	44	- 3 -	28	2:12.784 Nigel Board
2:12.047 Matthew Lawrence	3	- 2 -	9	2:09.947 Matt Dyer
2:09.793 Alexander Gurr	46	- 1 -		



Stewards:	Timekeeper:
-----------	-------------



## 6 HOURS OF DONINGTON

### CATERHAM ACADEMY GROUP 1

#### Race (15')

#### Provisional Classification

Drivers	Nat	Team	Vehicle	Class	Laps	Total Time	Gap	Kph	Best Lap		
									Lap	Time	Kph
1	46	Alexander Gurr	CATERHAM	G1	7	<b>15:32.680</b>	-	108.2	6	<b>1:56.491</b>	123.7
2	3	Matthew Lawrence	CATERHAM	G1	7	<b>15:32.939</b>	+0.259	108.1	6	<b>1:56.169</b>	124.1
3	9	Matt Dyer	CATERHAM	G1	7	<b>15:33.362</b>	+0.682	108.1	6	<b>1:56.284</b>	123.9
4	44	Jason Gale	CATERHAM	G1	7	<b>15:33.885</b>	+1.205	108.0	6	<b>1:56.508</b>	123.7
5	42	Tor McIlroy	CATERHAM	G1	7	<b>15:37.470</b>	+4.790	107.6	5	<b>1:56.871</b>	123.3
6	68	Zoltan Csabai	CATERHAM	G1	7	<b>15:40.904</b>	+8.224	107.2	7	<b>1:57.784</b>	122.3
7	29	Scott Lawrence	CATERHAM	G1	7	<b>15:44.380</b>	+11.700	106.8	5	<b>1:58.545</b>	121.6
8	78	Brian Caudwell	CATERHAM	G1	7	<b>15:44.546</b>	+11.866	106.8	5	<b>1:57.565</b>	122.6
9	40	David Russell	CATERHAM	G1	7	<b>15:52.039</b>	+19.359	106.0	5	<b>2:00.160</b>	119.9
10	65	Tony Mingoia	CATERHAM	G1	7	<b>15:55.621</b>	+22.941	105.6	7	<b>2:00.168</b>	119.9
11	27	Andrew Jenkins	CATERHAM	G1	7	<b>15:55.918</b>	+23.238	105.5	7	<b>2:00.780</b>	119.3
12	15	Andrew Poulton	CATERHAM	G1	7	<b>15:57.601</b>	+24.921	105.3	7	<b>2:00.668</b>	119.4
13	66	Mel Taylor	CATERHAM	G1	7	<b>16:03.558</b>	+30.878	104.7	5	<b>2:03.236</b>	116.9
14	8	Paul Hagen	CATERHAM	G1	7	<b>16:04.748</b>	+32.068	104.6	5	<b>2:02.727</b>	117.4
15	22	Christopher Buckley	CATERHAM	G1	7	<b>16:05.400</b>	+32.720	104.5	6	<b>2:01.559</b>	118.5
16	60	Mark Forrest	CATERHAM	G1	7	<b>16:05.617</b>	+32.937	104.5	6	<b>2:01.473</b>	118.6
17	33	Bronek Masojada	CATERHAM	G1	7	<b>16:14.914</b>	+42.234	103.5	5	<b>2:05.097</b>	115.2
18	69	Simon Ledger	CATERHAM	G1	7	<b>16:15.646</b>	+42.966	103.4	7	<b>2:04.271</b>	116.0
19	62	Tim Younge	CATERHAM	G1	7	<b>16:16.596</b>	+43.916	103.3	5	<b>2:05.211</b>	115.1
20	17	Philip Nash	CATERHAM	G1	7	<b>16:22.913</b>	+50.233	102.6	7	<b>2:06.928</b>	113.5

#### Not classified:

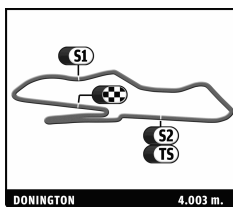
6	Ian Sparshott	CATERHAM	G1
11	Michael Downing	CATERHAM	G1
28	Nigel Board	CATERHAM	G1
39	Tristan Judge	CATERHAM	G1
88	Andres Sinclair	CATERHAM	G1

<b>Pole Position</b>	A. Gurr	<b>2:09.793</b>	
<b>Fastest Lap</b>	Lap 6 Matthew Lawrence	<b>1:56.169</b>	124.1 Kph

Published at: .....

Track Status: **DRY**

<b>Race Director:</b>	<b>Timekeeper:</b>
-----------------------	--------------------



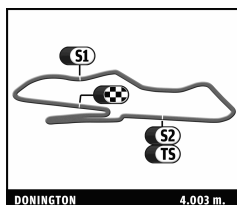
# CATERHAM ACADEMY GROUP 1

## 6 HOURS OF DONINGTON

Race

### Lap Chart

		LAP							
Nr	Pos	Grid	1	2	3	4	5	6	7
46	<b>1</b>	46	46	46	46	46	46	46	46
9	<b>2</b>	9	3	3	3	3	3	3	3
3	<b>3</b>	3	9	9	9	9	9	9	9
28	<b>4</b>	28	44	44	44	44	44	44	44
44	<b>5</b>	44	78	78	78	78	78	42	42
78	<b>6</b>	78	42	42	42	42	42	68	68
39	<b>7</b>	39	29	29	29	29	29	29	29
29	<b>8</b>	29	68	68	68	68	68	78	78
88	<b>9</b>	88	40	40	40	40	40	40	40
65	<b>10</b>	65	27	27	27	27	27	27	65
42	<b>11</b>	42	65	65	65	65	65	65	27
68	<b>12</b>	68	66	66	66	66	66	15	15
27	<b>13</b>	27	15	15	15	15	15	66	66
40	<b>14</b>	40	8	8	8	8	8	8	8
6	<b>15</b>	6	22	22	22	22	22	22	22
22	<b>16</b>	22	33	33	33	33	60	60	60
66	<b>17</b>	66	60	60	60	60	33	33	33
8	<b>18</b>	8	62	62	62	62	62	62	69
60	<b>19</b>	60	69	69	69	69	69	69	62
62	<b>20</b>	62	17	17	17	17	17	17	17
11	<b>21</b>	11							
69	<b>22</b>	69							
15	<b>23</b>	15							
33	<b>24</b>	33							
17	<b>25</b>	17							

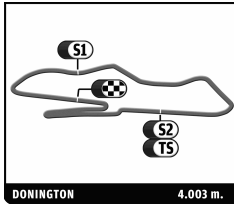


**CATERHAM ACADEMY GROUP 1**  
**6 HOURS OF DONINGTON**  
 Race

DONINGTON 4.003 m.

Best Sector Times

SECTOR 1			SECTOR 2			SECTOR 3			Pos	Driver	Ideal Lap	Best Lap
Pos	Driver	Time	Driver	Time	Driver	Time						
1	9 M.Dyer	25.257	44 J.Gale	45.520	3 M.Lawrence	44.568	1	3 M.Lawrence	1'55.896	1:56.169	(1)	
2	3 M.Lawrence	25.312	9 M.Dyer	45.560	42 T.Mcilroy	44.691	2	9 M.Dyer	1'56.112	1:56.284	(2)	
3	42 T.Mcilroy	25.471	3 M.Lawrence	46.016	46 A.Gurr	44.746	3	44 J.Gale	1'56.416	1:56.508	(4)	
4	44 J.Gale	25.476	46 A.Gurr	46.026	78 B.Caudwell	45.274	4	46 A.Gurr	1'56.491	1:56.491	(3)	
5	68 Z.Csabai	25.477	42 T.Mcilroy	46.393	9 M.Dyer	45.295	5	42 T.Mcilroy	1'56.555	1:56.871	(5)	
6	78 B.Caudwell	25.715	78 B.Caudwell	46.429	44 J.Gale	45.420	6	78 B.Caudwell	1'57.418	1:57.565	(6)	
7	46 A.Gurr	25.719	68 Z.Csabai	46.449	29 S.Lawrence	45.790	7	68 Z.Csabai	1'57.784	1:57.784	(7)	
8	29 S.Lawrence	25.902	15 A.Poulton	46.657	68 Z.Csabai	45.858	8	29 S.Lawrence	1'58.545	1:58.545	(8)	
9	40 D.Russell	26.010	65 T.Mingoia	46.768	65 T.Mingoia	46.378	9	65 T.Mingoia	1'59.193	2:00.168	(10)	
10	65 T.Mingoia	26.047	29 S.Lawrence	46.853	40 D.Russell	46.603	10	40 D.Russell	2'00.000	2:00.160	(9)	
11	15 A.Poulton	26.060	40 D.Russell	47.387	27 A.Jenkins	46.767	11	15 A.Poulton	2'00.092	2:00.668	(11)	
12	27 A.Jenkins	26.205	22 C.Buckley	47.519	22 C.Buckley	47.110	12	27 A.Jenkins	2'00.780	2:00.780	(12)	
13	60 M.Forrest	26.302	60 M.Forrest	47.763	60 M.Forrest	47.333	13	22 C.Buckley	2'01.266	2:01.559	(14)	
14	66 M.Taylor	26.504	8 P.Hagen	47.769	15 A.Poulton	47.375	14	60 M.Forrest	2'01.398	2:01.473	(13)	
15	22 C.Buckley	26.637	27 A.Jenkins	47.808	8 P.Hagen	47.530	15	66 M.Taylor	2'02.014	2:03.236	(16)	
16	69 S.Ledger	26.906	66 M.Taylor	47.849	66 M.Taylor	47.661	16	8 P.Hagen	2'02.337	2:02.727	(15)	
17	33 B.Masojada	26.922	28 N.Board	48.007	62 T.Younge	47.814	17	33 B.Masojada	2'04.178	2:05.097	(18)	
18	62 T.Younge	27.012	39 T.Judge	48.628	33 B.Masojada	48.326	18	69 S.Ledger	2'04.271	2:04.271	(17)	
19	8 P.Hagen	27.038	33 B.Masojada	48.930	69 S.Ledger	48.367	19	62 T.Younge	2'04.479	2:05.211	(19)	
20	17 P.Nash	27.399	69 S.Ledger	48.998	17 P.Nash	48.928	20	17 P.Nash	2'06.483	2:06.928	(20)	



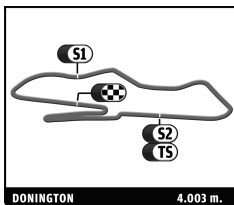
## CATERHAM ACADEMY GROUP 1

### 6 HOURS OF DONINGTON

#### Race

#### Fastest Lap Sequence

Practice Time	Driver	Team	Car	Class	Time	Kph	Lap
4:32.404	46 Alexander Gurr		CATERHAM	G1	<b>2:26.280</b>	98.5	2
6:46.333	46 Alexander Gurr		CATERHAM	G1	<b>2:13.929</b>	107.6	3
6:46.833	3 Matthew Lawrence		CATERHAM	G1	<b>2:13.789</b>	107.7	3
6:47.273	9 Matt Dyer		CATERHAM	G1	<b>2:13.576</b>	107.9	3
6:47.874	44 Jason Gale		CATERHAM	G1	<b>2:12.554</b>	108.7	3
6:48.385	78 Brian Caudwell		CATERHAM	G1	<b>2:12.389</b>	108.9	3
6:49.183	42 Tor McIlroy		CATERHAM	G1	<b>2:11.912</b>	109.2	3
6:49.916	29 Scott Lawrence		CATERHAM	G1	<b>2:11.803</b>	109.3	3
6:50.389	68 Zoltan Csabai		CATERHAM	G1	<b>2:11.417</b>	109.7	3
6:51.659	40 David Russell		CATERHAM	G1	<b>2:10.606</b>	110.3	3
6:52.801	27 Andrew Jenkins		CATERHAM	G1	<b>2:10.458</b>	110.5	3
6:53.440	65 Tony Mingoia		CATERHAM	G1	<b>2:10.043</b>	110.8	3
7:04.713	66 Mel Taylor		CATERHAM	G1	<b>2:08.969</b>	111.7	3
11:36.694	46 Alexander Gurr		CATERHAM	G1	<b>1:57.535</b>	122.6	5
11:37.385	3 Matthew Lawrence		CATERHAM	G1	<b>1:56.754</b>	123.4	5
13:33.185	46 Alexander Gurr		CATERHAM	G1	<b>1:56.491</b>	123.7	6
13:33.554	3 Matthew Lawrence		CATERHAM	G1	<b>1:56.169</b>	124.1	6



# CATERHAM ACADEMY GROUP 1

## 6 HOURS OF DONINGTON

Race

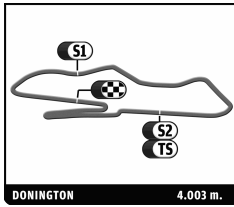
Analysis by lap

Lapped

Nr	Lap Time	Gap	Nr	Lap Time	Gap	Nr	Lap Time	Gap	Nr	Lap Time	Gap	Nr	Lap Time	Gap
<b>Lap 1</b>														
			65	2:10.043	7.107	46	1:56.491							
46	2:06.124		66	2:08.969	18.380	3	1:56.169	0.369						
3	2:06.625	0.501	15	2:19.705	34.366	9	1:56.284	1.457						
9	2:07.126	1.002	8	2:19.410	35.854	44	1:56.508	2.638						
44	2:07.916	1.792	22	2:19.108	36.849	42	1:57.847	6.211						
78	2:09.230	3.106	33	2:18.901	37.270	68	1:58.212	9.935						
42	2:10.644	4.520	60	2:19.085	38.116	29	2:00.726	11.595						
29	2:11.540	5.416	62	2:19.113	38.896	78	2:06.384	13.756						
68	2:11.870	5.746	69	2:19.185	40.324	40	2:00.581	15.774						
40	2:12.986	6.862	17	2:19.292	41.818	27	2:02.500	21.953						
27	2:13.579	7.455	<b>Lap 4</b>											
65	2:14.178	8.054	46	2:52.826		15	2:00.880	23.748						
66	2:26.450	20.326	3	2:53.798	1.472	66	2:04.865	26.169						
15	2:30.181	24.057	9	2:53.693	1.807	8	2:02.992	27.652						
8	2:31.831	25.707	44	2:54.148	2.863	22	2:01.559	28.374						
22	2:32.725	26.601	78	2:54.607	3.833	60	2:01.473	29.798						
33	2:33.268	27.144	42	2:55.495	5.519	33	2:07.215	36.243						
60	2:33.962	27.838	29	2:55.593	6.350	62	2:05.799	36.288						
62	2:35.177	29.053	68	2:55.937	7.167	69	2:05.438	38.190						
69	2:36.340	30.216	40	2:56.559	9.059	17	2:07.309	42.800						
17	2:37.521	31.397	27	2:56.515	10.157	<b>Lap 7</b>								
<b>Lap 2</b>														
46	2:26.280		65	2:56.203	10.484	46	1:59.495							
3	2:26.419	0.640	66	2:46.540	12.094	3	1:59.385	0.259						
9	2:26.571	1.293	15	2:32.424	13.964	9	1:58.720	0.682						
44	2:27.404	2.916	8	2:32.931	15.959	44	1:58.062	1.205						
78	2:26.766	3.592	22	2:33.358	17.381	42	1:58.074	4.790						
42	2:26.627	4.867	33	2:33.513	17.957	68	1:57.784	8.224						
29	2:26.573	5.709	60	2:33.227	18.517	29	1:59.600	11.700						
68	2:27.102	6.568	62	2:33.234	19.304	78	1:57.605	11.866						
40	2:28.067	8.649	69	2:33.494	20.992	40	2:03.080	19.359						
27	2:28.764	9.939	17	2:33.044	22.036	65	2:00.168	22.941						
65	2:29.219	10.993	<b>Lap 5</b>											
66	2:29.294	23.340	46	1:57.535		46	2:00.780	23.238						
15	2:30.813	28.590	3	1:56.754	0.691	15	2:00.668	24.921						
8	2:30.946	30.373	9	1:57.392	1.664	66	2:04.204	30.878						
22	2:31.349	31.670	44	1:57.293	2.621	8	2:03.911	32.068						
33	2:31.434	32.298	78	1:57.565	3.863	22	2:03.841	32.720						
60	2:31.402	32.960	42	1:56.871	4.855	60	2:02.634	32.937						
62	2:30.939	33.712	29	1:58.545	7.360	33	2:05.486	42.234						
69	2:31.132	35.068	68	1:58.582	8.214	69	2:04.271	42.966						
17	2:31.338	36.455	40	2:00.160	11.684	62	2:07.123	43.916						
<b>Lap 3</b>														
46	2:13.929		27	2:03.322	15.944	17	2:06.928	50.233						
3	2:13.789	0.500	65	2:03.477	16.426	<b>Lap 6</b>								
9	2:13.576	0.940	66	2:03.236	17.795	46	2:02.930	19.359						
44	2:12.554	1.541	15	2:02.930	19.359	8	2:02.727	21.151						
78	2:12.389	2.052	8	2:02.727	21.151	22	2:03.460	23.306						
42	2:11.912	2.850	22	2:03.460	23.306	60	2:03.834	24.816						
29	2:11.803	3.583	60	2:03.834	24.816	33	2:05.097	25.519						
68	2:11.417	4.056	33	2:05.097	25.519	62	2:05.211	26.980						
40	2:10.606	5.326	62	2:05.211	26.980	69	2:05.786	29.243						
27	2:10.458	6.468	69	2:05.786	29.243	17	2:07.481	31.982						







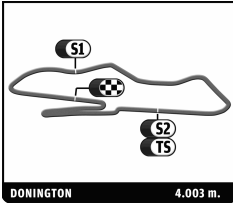
## CATERHAM ACADEMY GROUP 1 6 HOURS OF DONINGTON

Race

Analysis

■ Personal Best   
 ■ Session Best   
 ■ Crossing the finish line in pit lane

Lap	Time	Sector 1	Sector 2	Sector 3	Kph	Elapsed	Lap	Time	Sector 1	Sector 2	Sector 3	Kph	Elapsed
<b>44 Jason Gale</b>													
CATERHAM													
1	2:07.916	31.064	47.053	49.799	112.7	2:07.916	3	2:08.969	28.449	51.412	49.108	111.7	7:04.713
2	2:27.404	31.172	59.185	57.047	97.8	4:35.320	4	2:46.540	28.093	1:21.688	56.759	86.5	9:51.253
3	2:12.554	28.288	50.807	53.459	108.7	6:47.874	5	2:03.236	26.929	48.646	47.661	116.9	11:54.489
4	2:54.148	38.132	1:22.753	53.263	82.8	9:42.022	6	2:04.865	26.504	47.849	50.512	115.4	13:59.354
5	1:57.293	25.488	46.140	45.665	122.9	11:39.315	7	2:04.204	26.825	49.110	48.269	116.0	16:03.558
6	1:56.508	25.492	45.596	45.420	123.7	13:35.823							
7	1:58.062	25.476	45.520	47.066	122.1	15:33.885							
<b>46 Alexander Gurr</b>													
CATERHAM													
1	2:06.124	29.178	46.115	50.831	114.3	2:06.124							
2	2:26.280	31.328	59.106	55.846	98.5	4:32.404							
3	2:13.929	29.466	50.887	53.576	107.6	6:46.333							
4	2:52.826	38.149	1:22.015	52.662	83.4	9:39.159							
5	1:57.535	25.783	46.213	45.539	122.6	11:36.694							
6	1:56.491	25.719	46.026	44.746	123.7	13:33.185							
7	1:59.495	26.255	46.486	46.754	120.6	15:32.680							
<b>60 Mark Forrest</b>													
CATERHAM													
1	2:33.962	36.528	52.029	1:05.405	93.6	2:33.962							
2	2:31.402	32.709	57.692	1:01.001	95.2	5:05.364							
3	2:19.085	32.335	53.323	53.427	103.6	7:24.449							
4	2:33.227	30.273	1:03.871	59.083	94.0	9:57.676							
5	2:03.834	26.802	48.875	48.157	116.4	12:01.510							
6	2:01.473	26.377	47.763	47.333	118.6	14:02.983							
7	2:02.634	26.302	48.377	47.955	117.5	16:05.617							
<b>62 Tim Young</b>													
CATERHAM													
1	2:35.177	37.045	53.626	1:04.506	92.9	2:35.177							
2	2:30.939	32.332	57.388	1:01.219	95.5	5:06.116							
3	2:19.113	32.391	53.435	53.287	103.6	7:25.229							
4	2:33.234	29.969	1:03.984	59.281	94.0	9:58.463							
5	2:05.211	27.012	49.653	48.546	115.1	12:03.674							
6	2:05.799	27.471	50.514	47.814	114.6	14:09.473							
7	2:07.123	27.610	51.385	48.128	113.4	16:16.596							
<b>65 Tony Mingoia</b>													
CATERHAM													
1	2:14.178	32.219	48.729	53.230	107.4	2:14.178							
2	2:29.219	32.063	56.896	1:00.260	96.6	4:43.397							
3	2:10.043	27.357	48.879	53.807	110.8	6:53.440							
4	2:56.203	37.093	1:22.795	56.315	81.8	9:49.643							
5	2:03.477	26.720	47.983	48.774	116.7	11:53.120							
6	2:02.333	26.047	46.768	49.518	117.8	13:55.453							
7	2:00.168	26.113	47.677	46.378	119.9	15:55.621							
<b>66 Mel Taylor</b>													
CATERHAM													
1	2:26.450	35.211	49.716	1:01.523	98.4	2:26.450							
2	2:29.294	33.538	59.151	56.605	96.5	4:55.744							
<b>68 Zoltan Csabai</b>													
CATERHAM													
1	2:11.870	32.767	48.384	50.719	109.3	2:11.870							
2	2:27.102	30.613	58.060	58.429	98.0	4:38.972							
3	2:11.417	27.266	51.061	53.090	109.7	6:50.389							
4	2:55.937	38.028	1:23.277	54.632	81.9	9:46.326							
5	1:58.582	25.518	46.470	46.594	121.5	11:44.908							
6	1:58.212	25.602	46.547	46.063	121.9	13:43.120							
7	1:57.784	25.477	46.449	45.858	122.3	15:40.904							
<b>69 Simon Ledger</b>													
CATERHAM													
1	2:36.340	37.517	53.418	1:05.405	92.2	2:36.340							
2	2:31.132	31.784	58.086	1:01.262	95.4	5:07.472							
3	2:19.185	31.650	55.208	52.327	103.5	7:26.657							
4	2:33.494	31.274	1:02.882	59.338	93.9	10:00.151							
5	2:05.786	27.292	49.213	49.281	114.6	12:05.937							
6	2:05.438	27.178	49.100	49.160	114.9	14:11.375							
7	2:04.271	26.906	48.998	48.367	116.0	16:15.646							
<b>78 Brian Caudwell</b>													
CATERHAM													
1	2:09.230	30.334	46.886	52.010	111.5	2:09.230							
2	2:26.766	30.518	58.913	57.335	98.2	4:35.996							
3	2:12.389	28.151	50.984	53.254	108.9	6:48.385							
4	2:54.607	38.145	1:23.103	53.359	82.5	9:42.992							
5	1:57.565	25.862	46.429	45.274	122.6	11:40.557							
6	2:06.384	25.931	46.517	53.936	114.0	13:46.941							
7	1:57.605	25.715	46.460	45.430	122.5	15:44.546							

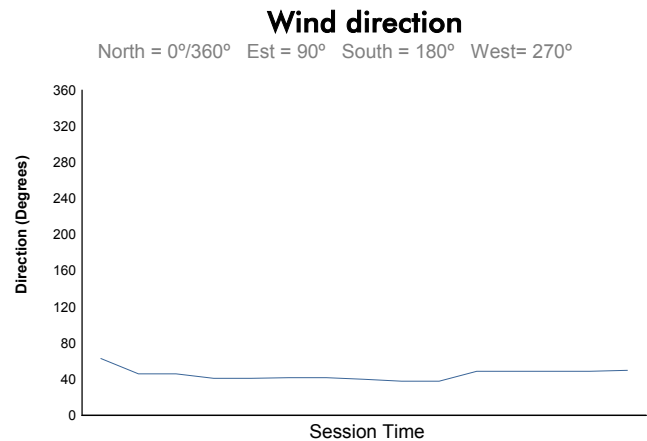
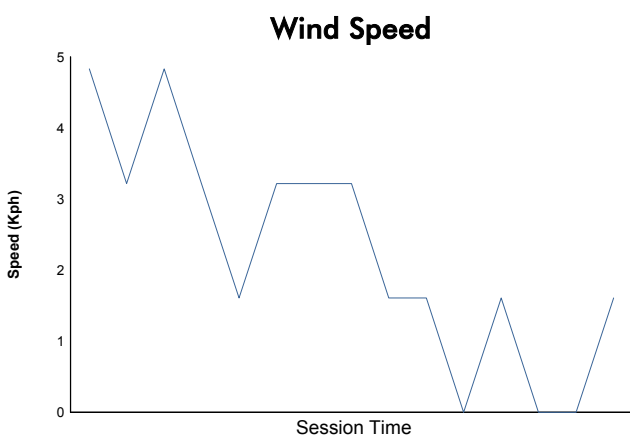
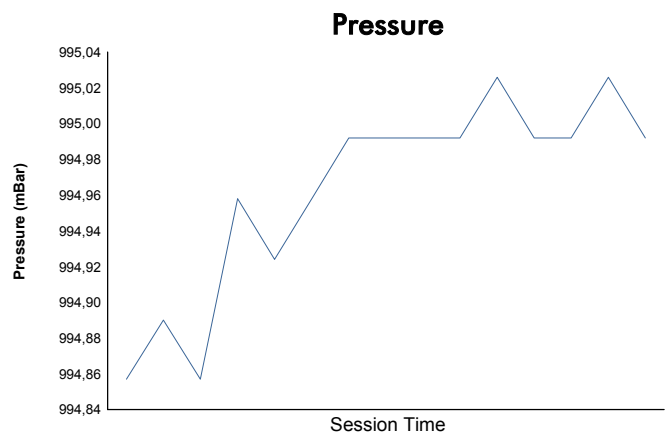
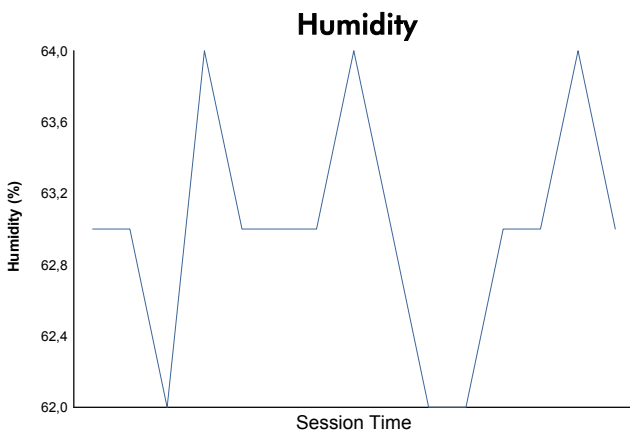
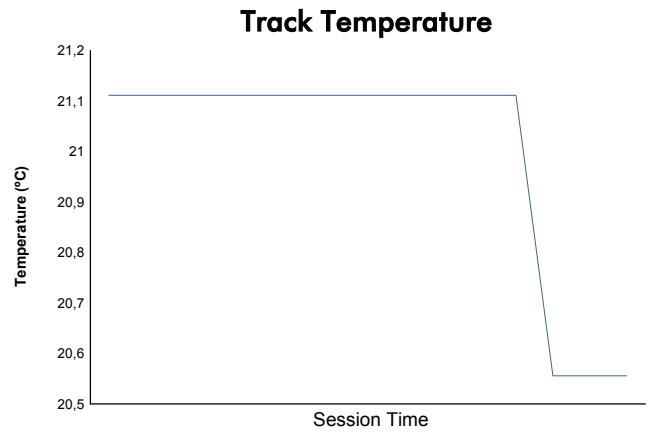
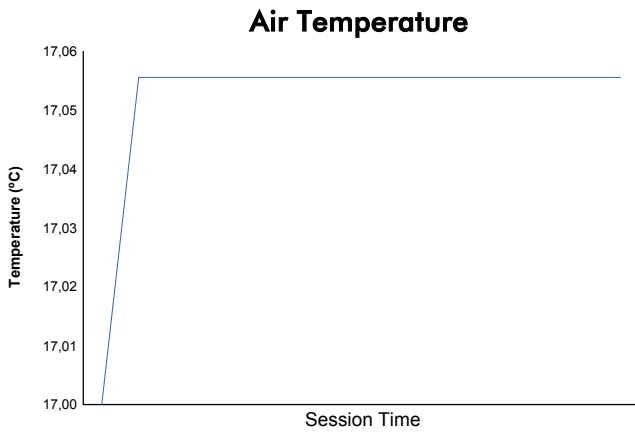


# 6 HOURS OF DONINGTON

## CATERHAM ACADEMY GROUP 1

### Race

### Weather Report

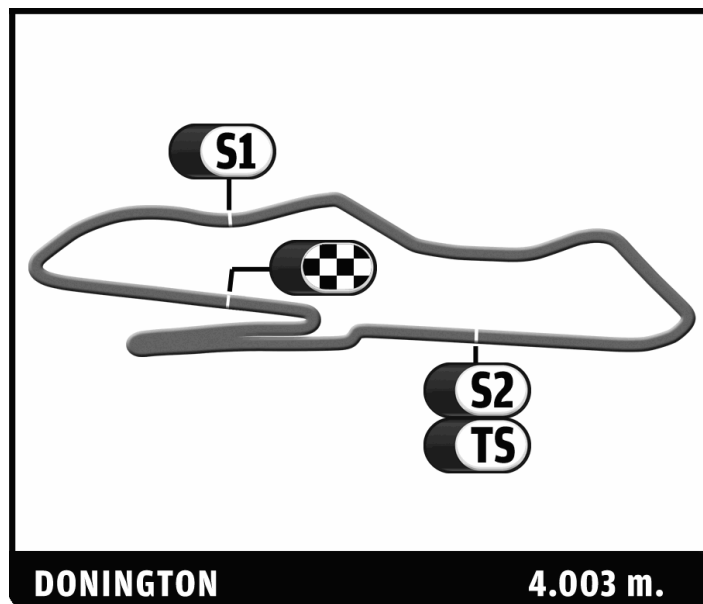


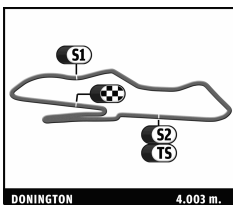
Track Status: **DRY**

# 6 HOURS OF DONINGTON

## CATERHAM ACADEMY GROUP 2

Results Booklet





## CATERHAM ACADEMY GROUP 2

### 6 HOURS OF DONINGTON

#### Qualifying

#### Provisional Classification

Nr.	Driver	Nat	Team	Car	Time	Lap	Total	Gap	Kph
1	46 Stephen Nuttall			CATERHAM	G2	1:55.261	6 8	- -	125.0
2	4 Michael Gazzda			CATERHAM	G2	1:55.311	2 8	+0.050 +0.050	125.0
3	88 Peter Fortune			CATERHAM	G2	1:55.500	8 8	+0.239 +0.189	124.8
4	78 Nick Portlock			CATERHAM	G2	1:56.586	3 8	+1.325 +1.086	123.6
5	21 Oliver Andrew			CATERHAM	G2	1:57.094	8 8	+1.833 +0.508	123.1
6	5 Robert Addison			CATERHAM	G2	1:57.159	8 8	+1.898 +0.065	123.0
7	3 Simon Bennett			CATERHAM	G2	1:57.414	6 8	+2.153 +0.255	122.7
8	77 Michael Coulten			CATERHAM	G2	1:57.783	8 8	+2.522 +0.369	122.4
9	10 Max Robinson			CATERHAM	G2	1:57.826	5 8	+2.565 +0.043	122.3
10	2 Richard Noordhof			CATERHAM	G2	1:58.658	6 7	+3.397 +0.832	121.4
11	40 Alex Taylor			CATERHAM	G2	1:58.775	5 7	+3.514 +0.117	121.3
12	12 Paul Croll			CATERHAM	G2	1:59.144	6 7	+3.883 +0.369	121.0
13	6 David Stephens			CATERHAM	G2	1:59.853	5 7	+4.592 +0.709	120.2
14	84 Alastair Love			CATERHAM	G2	2:01.200	5 7	+5.939 +1.347	118.9
15	33 Henry Middleton			CATERHAM	G2	2:01.393	7 7	+6.132 +0.193	118.7
16	44 Tom Woodcock			CATERHAM	G2	2:02.299	4 7	+7.038 +0.906	117.8
17	42 Alec Haydon			CATERHAM	G2	2:03.301	5 8	+8.040 +1.002	116.9
18	11 Michael Sauer			CATERHAM	G2	2:03.338	4 7	+8.077 +0.037	116.8
19	8 Jurgen Riegerink			CATERHAM	G2	2:04.591	4 4	+9.330 +1.253	115.7
20	15 Simon Tilling			CATERHAM	G2	2:04.666	4 7	+9.405 +0.075	115.6
21	73 James Finch			CATERHAM	G2	2:04.783	2 7	+9.522 +0.117	115.5
22	7 David Lillywhite			CATERHAM	G2	2:04.820	7 7	+9.559 +0.037	115.5
23	27 Gregory Mitchell			CATERHAM	G2	2:21.711	3 7	+26.450 +16.891	101.7

Not classified:

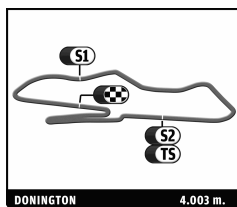
9	Danny Killeen			CATERHAM	G2				
18	Mike Evans			CATERHAM	G2				

Fastest Lap	Lap	Driver	Time	Kph
	6	Stephen Nuttall	1:55.261	125.0

Published at: .....

Track Status: **DRY**

Race Director:	Timekeeper:
----------------	-------------



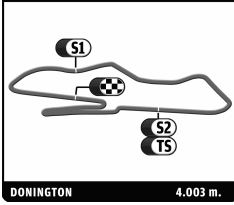
## CATERHAM ACADEMY GROUP 2

### 6 HOURS OF DONINGTON

#### Qualifying

#### Best Sector Times

SECTOR 1			SECTOR 2		SECTOR 3		Pos	Driver	Ideal Lap	Best Lap	
Pos	Driver	Time	Driver	Time	Driver	Time					
1	4 M.Gazda	25.116	46 S.Nuttall	45.392	46 S.Nuttall	43.839	1	46 S.Nuttall	1'54.495	1:55.261	(1)
2	88 P.Fortune	25.200	4 M.Gazda	45.501	88 P.Fortune	43.880	2	88 P.Fortune	1'54.618	1:55.500	(3)
3	46 S.Nuttall	25.264	88 P.Fortune	45.538	4 M.Gazda	44.190	3	4 M.Gazda	1'54.807	1:55.311	(2)
4	78 N.Portlock	25.364	78 N.Portlock	45.912	21 O.Andrew	44.488	4	78 N.Portlock	1'56.231	1:56.586	(4)
5	10 M.Robinson	25.582	5 R.Addison	45.931	3 S.Bennett	44.717	5	3 S.Bennett	1'56.368	1:57.414	(7)
6	3 S.Bennett	25.595	77 M.Coulten	45.966	78 N.Portlock	44.955	6	21 O.Andrew	1'56.803	1:57.094	(5)
7	5 R.Addison	25.651	3 S.Bennett	46.056	10 M.Robinson	45.122	7	5 R.Addison	1'56.808	1:57.159	(6)
8	77 M.Coulten	25.691	10 M.Robinson	46.243	5 R.Addison	45.226	8	10 M.Robinson	1'56.947	1:57.826	(9)
9	21 O.Andrew	25.845	21 O.Andrew	46.470	2 R.Noordhof	45.437	9	77 M.Coulten	1'57.277	1:57.783	(8)
10	12 P.Croll	26.016	2 R.Noordhof	46.750	77 M.Coulten	45.620	10	2 R.Noordhof	1'58.288	1:58.658	(10)
11	2 R.Noordhof	26.101	12 P.Croll	46.766	40 A.Taylor	45.811	11	12 P.Croll	1'58.690	1:59.144	(12)
12	6 D.Stephens	26.105	40 A.Taylor	46.832	12 P.Croll	45.908	12	40 A.Taylor	1'58.775	1:58.775	(11)
13	84 A.Love	26.116	6 D.Stephens	46.928	33 H.Middleton	46.270	13	6 D.Stephens	1'59.834	1:59.853	(13)
14	40 A.Taylor	26.132	44 T.Woodcock	47.554	84 A.Love	46.741	14	33 H.Middleton	2'00.841	2:01.393	(15)
15	44 T.Woodcock	26.232	33 H.Middleton	47.933	6 D.Stephens	46.801	15	84 A.Love	2'00.855	2:01.200	(14)
16	33 H.Middleton	26.638	84 A.Love	47.998	11 M.Sauer	47.146	16	44 T.Woodcock	2'00.985	2:02.299	(16)
17	42 A.Haydon	26.716	42 A.Haydon	48.106	44 T.Woodcock	47.199	17	42 A.Haydon	2'02.160	2:03.301	(17)
18	73 J.Finch	27.044	15 S.Tilling	48.360	15 S.Tilling	47.223	18	15 S.Tilling	2'02.768	2:04.666	(20)
19	8 J.Rigterink	27.051	11 M.Sauer	48.445	42 A.Haydon	47.338	19	11 M.Sauer	2'02.866	2:03.338	(18)
20	7 D.Lillywhite	27.132	7 D.Lillywhite	48.739	73 J.Finch	47.371	20	73 J.Finch	2'03.399	2:04.783	(21)
21	15 S.Tilling	27.185	73 J.Finch	48.984	8 J.Rigterink	47.496	21	7 D.Lillywhite	2'03.619	2:04.820	(22)
22	11 M.Sauer	27.275	18 M.Evans	49.549	7 D.Lillywhite	47.748	22	8 J.Rigterink	2'04.326	2:04.591	(19)
23	18 M.Evans	29.692	8 J.Rigterink	49.779	27 G.Mitchell	52.752	23	18 M.Evans	2'19.968		
24	27 G.Mitchell	30.306	27 G.Mitchell	57.826	18 M.Evans	1:00.727	24	27 G.Mitchell	2'20.884	2:21.711	(23)



**CATERHAM ACADEMY GROUP 2**

6 HOURS OF DONINGTON

Qualifying

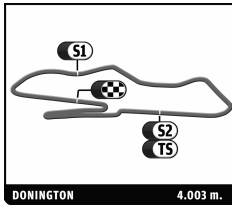
Fastest Lap Sequence

Practice Time	Driver	Team	Car	Class	Time	Kph	Lap
3:57.646	4 Michael Gazda		CATERHAM	G2	<b>1:55.311</b>	125.0	2
12:27.756	46 Stephen Nuttall		CATERHAM	G2	<b>1:55.261</b>	125.0	6









## CATERHAM ACADEMY GROUP 2

### 6 HOURS OF DONINGTON

#### Qualifying

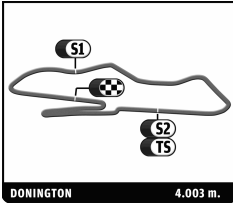
#### Analysis

■ Personal Best   
 ■ Session Best   
 **B** Crossing the finish line in pit lane

Lap	Time	Sector 1	Sector 2	Sector 3	Kph	Elapsed	Lap	Time	Sector 1	Sector 2	Sector 3	Kph	Elapsed
7	1:58.225	25.981	46.454	45.790	121.9	13:47.312							
8	1:57.322	25.697	46.435	45.190	122.8	15:44.634							

84 Alastair Love		CATERHAM											
1	2:54.787	1:15.600	49.582	49.605	82.4	2:54.787							
2	2:13.879	28.631	56.666	48.582	107.6	5:08.666							
3	2:05.454	26.383	49.469	49.602	114.9	7:14.120							
4	2:04.158	26.792	49.324	48.042	116.1	9:18.278							
5	<b>2:01.200</b>	<b>26.116</b>	48.071	47.013	118.9	11:19.478							
6	2:05.436	30.697	<b>47.998</b>	<b>46.741</b>	114.9	13:24.914							
7	2:06.103	28.091	48.359	49.653	114.3	15:31.017							

88 Peter Fortune		CATERHAM											
1	2:03.622	32.067	46.061	45.494	116.6	2:03.622							
2	1:56.075	25.481	<b>45.538</b>	45.056	124.2	3:59.697							
3	1:55.926	25.728	45.771	44.427	124.3	5:55.623							
4	1:57.000	25.469	46.855	44.676	123.2	7:52.623							
5	1:56.893	<b>25.200</b>	46.901	44.792	123.3	9:49.516							
6	1:55.548	25.587	45.753	44.208	124.7	11:45.064							
7	1:56.093	26.003	46.210	<b>43.880</b>	124.1	13:41.157							
8	<b>1:55.500</b>	25.298	45.575	44.627	124.8	15:36.657							

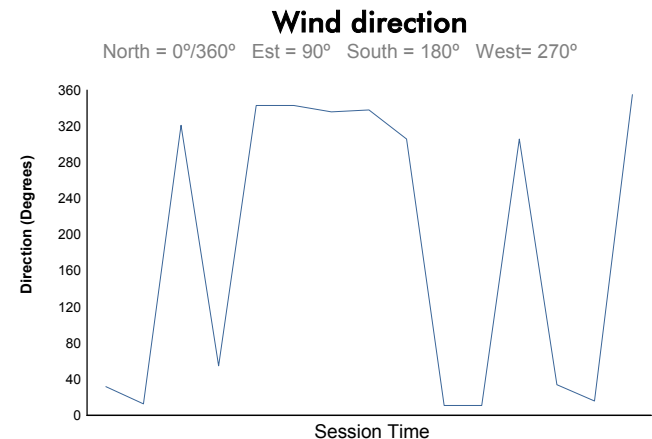
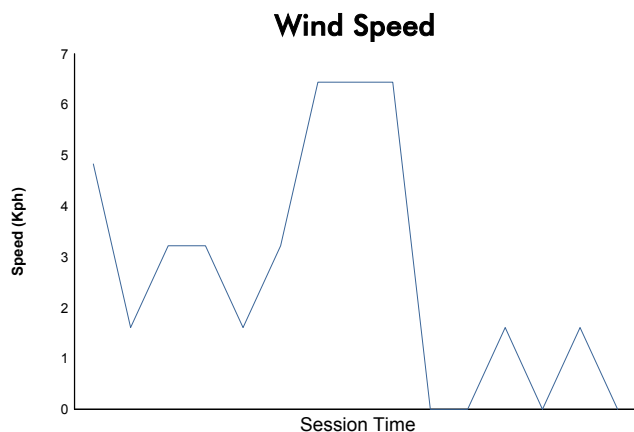
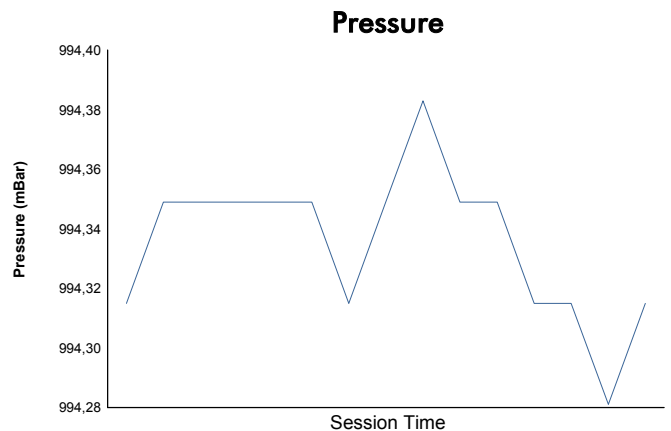
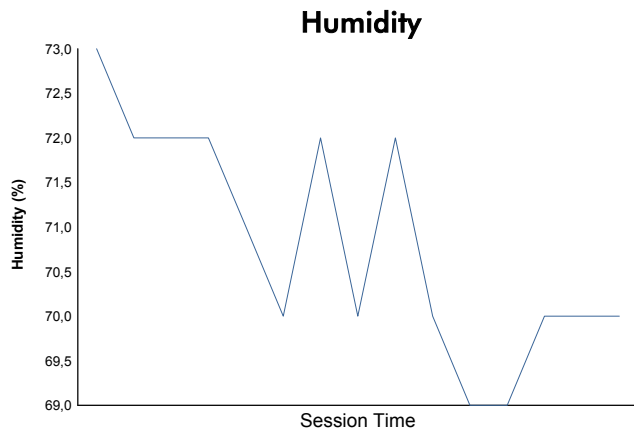
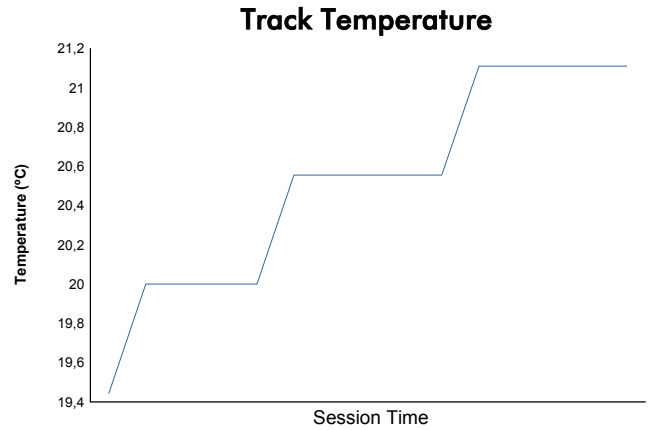
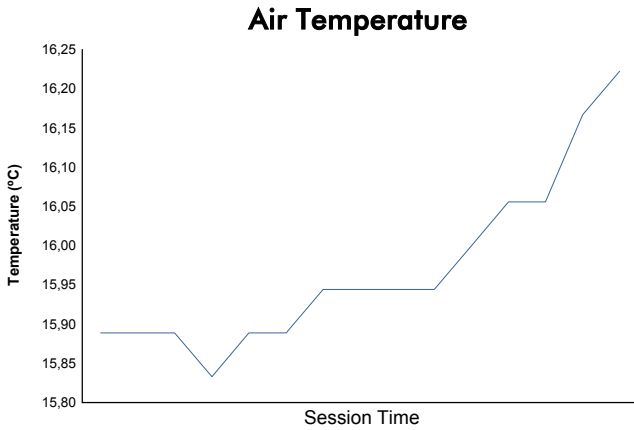


# 6 HOURS OF DONINGTON

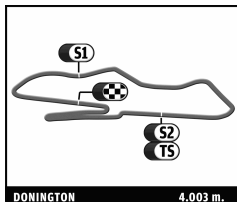
## CATERHAM ACADEMY GROUP 2

### Qualifying

### Weather Report



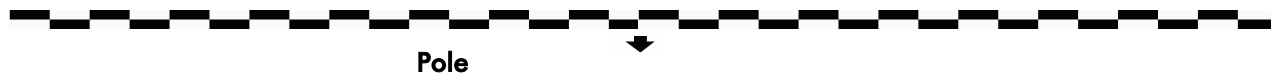
Track Status: **DRY**



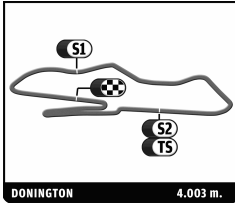
**CATERHAM ACADEMY GROUP 2**  
**6 HOURS OF DONINGTON**  
 Race (15')

Starting Grid

2:21.711	<b>Gregory Mitchell</b>	27	- 12 -	18	<b>Mike Evans</b>
2:04.783	<b>James Finch</b>	73	- 11 -	7	<b>David Lillywhite</b>
2:04.591	<b>Jurgen Riegerink</b>	8	- 10 -	15	<b>Simon Tilling</b>
2:03.301	<b>Alec Haydon</b>	42	- 9 -	11	<b>Michael Sauer</b>
2:01.393	<b>Henry Middleton</b>	33	- 8 -	44	<b>Tom Woodcock</b>
1:59.853	<b>David Stephens</b>	6	- 7 -	84	<b>Alastair Love</b>
1:58.775	<b>Alex Taylor</b>	40	- 6 -	12	<b>Paul Croll</b>
1:57.826	<b>Max Robinson</b>	10	- 5 -	2	<b>Richard Noordhof</b>
1:57.414	<b>Simon Bennett</b>	3	- 4 -	77	<b>Michael Coultan</b>
1:57.094	<b>Oliver Andrew</b>	21	- 3 -	5	<b>Robert Addison</b>
1:55.500	<b>Peter Fortune</b>	88	- 2 -	78	<b>Nick Portlock</b>
1:55.261	<b>Stephen Nuttall</b>	46	- 1 -	4	<b>Michael Gazda</b>



Stewards:	Timekeeper:
-----------	-------------



# 6 HOURS OF DONINGTON

## CATERHAM ACADEMY GROUP 2

### Race (15')

### Provisional Classification

Drivers	Nat	Team	Vehicle	Class	Laps	Total Time	Gap	Kph	Best Lap		
									Lap	Time	Kph
1	46	Stephen Nuttall	CATERHAM	G2	8	<b>15:32.775</b>	-	123.6	2	<b>1:55.576</b>	124.7
2	88	Peter Fortune	CATERHAM	G2	8	<b>15:38.873</b>	+6.098	122.8	5	<b>1:54.134</b>	126.3
3	4	Michael Gazda	CATERHAM	G2	8	<b>15:39.125</b>	+6.350	122.8	5	<b>1:55.450</b>	124.8
4	78	Nick Portlock	CATERHAM	G2	8	<b>15:44.743</b>	+11.968	122.0	3	<b>1:56.733</b>	123.5
5	21	Oliver Andrew	CATERHAM	G2	8	<b>15:45.671</b>	+12.896	121.9	8	<b>1:56.745</b>	123.4
6	10	Max Robinson	CATERHAM	G2	8	<b>15:54.878</b>	+22.103	120.7	6	<b>1:56.469</b>	123.7
7	3	Simon Bennett	CATERHAM	G2	8	<b>15:57.377</b>	+24.602	120.4	4	<b>1:57.834</b>	122.3
8	2	Richard Noordhof	CATERHAM	G2	8	<b>16:02.197</b>	+29.422	119.8	6	<b>1:57.706</b>	122.4
9	40	Alex Taylor	CATERHAM	G2	8	<b>16:18.803</b>	+46.028	117.8	7	<b>1:58.709</b>	121.4
10	5	Robert Addison	CATERHAM	G2	8	<b>16:20.542</b>	+47.767	117.6	7	<b>1:57.761</b>	122.4
11	77	Michael Coultan	CATERHAM	G2	8	<b>16:20.879</b>	+48.104	117.5	6	<b>1:56.994</b>	123.2
12	44	Tom Woodcock	CATERHAM	G2	8	<b>16:21.424</b>	+48.649	117.5	7	<b>2:00.154</b>	119.9
13	84	Alastair Love	CATERHAM	G2	8	<b>16:21.738</b>	+48.963	117.4	3	<b>2:00.330</b>	119.8
14	33	Henry Middleton	CATERHAM	G2	8	<b>16:24.278</b>	+51.503	117.1	6	<b>2:00.836</b>	119.3
15	42	Alec Haydon	CATERHAM	G2	8	<b>16:29.849</b>	+57.074	116.5	5	<b>2:01.460</b>	118.6
16	18	Mike Evans	CATERHAM	G2	8	<b>16:36.621</b>	+1:03.846	115.7	8	<b>2:00.911</b>	119.2
17	73	James Finch	CATERHAM	G2	8	<b>16:39.481</b>	+1:06.706	115.3	7	<b>2:01.176</b>	118.9
18	11	Michael Sauer	CATERHAM	G2	8	<b>16:44.855</b>	+1:12.080	114.7	4	<b>2:03.115</b>	117.1
19	8	Jurgen Rigterink	CATERHAM	G2	8	<b>16:45.930</b>	+1:13.155	114.6	7	<b>2:01.247</b>	118.9
20	7	David Lillywhite	CATERHAM	G2	8	<b>16:55.148</b>	+1:22.373	113.6	2	<b>2:02.224</b>	117.9
21	6	David Stephens	CATERHAM	G2	8	<b>17:14.847</b>	+1:42.072	111.4	6	<b>2:00.696</b>	119.4
22	27	Gregory Mitchell	CATERHAM	G2	7	<b>16:18.044</b>	1 Lap	103.1	5	<b>2:14.948</b>	106.8
23	15	Simon Tilling	CATERHAM	G2	7	<b>16:57.486</b>	1 Lap	99.1	6	<b>2:03.811</b>	116.4

**Not classified:**

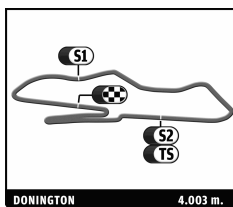
12	Paul Croll	CATERHAM	G2	7	<b>14:07.409</b>				7	<b>1:58.277</b>	121.8
----	------------	----------	----	---	------------------	--	--	--	---	-----------------	-------

<b>Pole Position</b>	S. Nuttall	<b>1:55.261</b>	
<b>Fastest Lap</b>	Lap 5 Peter Fortune	<b>1:54.134</b>	126.3 Kph

Published at: .....

Track Status: **DRY**

<b>Race Director:</b>	<b>Timekeeper:</b>
-----------------------	--------------------



## CATERHAM ACADEMY GROUP 2

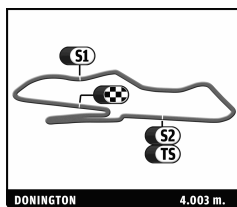
### 6 HOURS OF DONINGTON

Race

Lap Chart

#### LAP

Nr	Pos	Grid	1	2	3	4	5	6	7	8
46	<b>1</b>	46	46	46	46	46	46	46	46	46
4	<b>2</b>	4	4	4	4	4	4	88	88	88
88	<b>3</b>	88	88	88	88	88	88	4	4	4
78	<b>4</b>	78	78	78	78	78	78	78	78	78
21	<b>5</b>	21	21	21	21	21	21	21	21	21
5	<b>6</b>	5	3	3	3	3	3	3	10	10
3	<b>7</b>	3	2	2	2	2	2	2	3	3
77	<b>8</b>	77	5	10	10	10	10	10	2	2
10	<b>9</b>	10	40	40	40	40	40	40	40	40
2	<b>10</b>	2	10	12	12	12	12	12	12	5
40	<b>11</b>	40	12	84	84	5	44	84	44	77
12	<b>12</b>	12	84	44	44	44	84	44	84	44
6	<b>13</b>	6	44	33	5	84	33	77	77	84
84	<b>14</b>	84	33	5	33	33	77	33	5	33
33	<b>15</b>	33	42	42	42	42	42	5	33	42
44	<b>16</b>	44	11	11	7	7	5	42	42	18
42	<b>17</b>	42	8	7	11	77	18	18	18	73
11	<b>18</b>	11	7	8	77	11	11	73	73	11
8	<b>19</b>	8	15	73	8	18	73	11	6	8
15	<b>20</b>	15	18	18	73	73	6	6	11	7
73	<b>21</b>	73	73	77	18	8	8	8	8	6
7	<b>22</b>	7	6	6	6	6	7	7	7	7
27	<b>23</b>	27	77	27	27	27	27	27	27	27
18	<b>24</b>	18	27	15	15	15	15	15	15	15



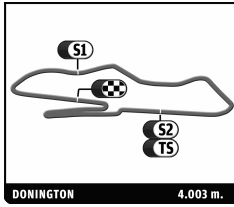
## CATERHAM ACADEMY GROUP 2

### 6 HOURS OF DONINGTON

#### Race

#### Best Sector Times

SECTOR 1			SECTOR 2			SECTOR 3			Pos	Driver	Ideal Lap	Best Lap
Pos	Driver	Time	Driver	Time	Driver	Time						
1	88 P.Fortune	25.129	88 P.Fortune	44.985	88 P.Fortune	43.886	1	88 P.Fortune	1'54.000	1:54.134	(1)	
2	4 M.Gazda	25.133	4 M.Gazda	45.530	46 S.Nuttall	44.289	2	4 M.Gazda	1'54.972	1:55.450	(2)	
3	10 M.Robinson	25.378	46 S.Nuttall	45.689	4 M.Gazda	44.309	3	46 S.Nuttall	1'55.388	1:55.576	(3)	
4	46 S.Nuttall	25.410	5 R.Addison	45.752	21 O.Andrew	44.902	4	10 M.Robinson	1'56.296	1:56.469	(4)	
5	2 R.Noordhof	25.469	10 M.Robinson	45.884	77 M.Coulten	44.936	5	77 M.Coulten	1'56.547	1:56.994	(7)	
6	78 N.Portlock	25.493	21 O.Andrew	45.906	78 N.Portlock	45.025	6	5 R.Addison	1'56.581	1:57.761	(9)	
7	5 R.Addison	25.541	2 R.Noordhof	45.935	10 M.Robinson	45.034	7	21 O.Andrew	1'56.645	1:56.745	(6)	
8	77 M.Coulten	25.573	77 M.Coulten	46.038	5 R.Addison	45.288	8	78 N.Portlock	1'56.662	1:56.733	(5)	
9	3 S.Bennett	25.746	12 P.Croll	46.076	3 S.Bennett	45.448	9	2 R.Noordhof	1'57.066	1:57.706	(8)	
10	40 A.Taylor	25.767	78 N.Portlock	46.144	40 A.Taylor	45.596	10	3 S.Bennett	1'57.493	1:57.834	(10)	
11	12 P.Croll	25.793	3 S.Bennett	46.299	2 R.Noordhof	45.662	11	12 P.Croll	1'57.542	1:58.277	(11)	
12	21 O.Andrew	25.837	40 A.Taylor	47.023	12 P.Croll	45.673	12	40 A.Taylor	1'58.386	1:58.709	(12)	
13	84 A.Love	25.870	6 D.Stephens	47.142	84 A.Love	45.968	13	84 A.Love	1'59.139	2:00.330	(14)	
14	42 A.Haydon	25.892	84 A.Love	47.301	8 J.Rigterink	46.242	14	44 T.Woodcock	1'59.883	2:00.154	(13)	
15	44 T.Woodcock	26.029	11 M.Sauer	47.304	33 H.Middleton	46.418	15	33 H.Middleton	2'00.089	2:00.836	(16)	
16	6 D.Stephens	26.134	44 T.Woodcock	47.415	44 T.Woodcock	46.439	16	42 A.Haydon	2'00.293	2:01.460	(20)	
17	33 H.Middleton	26.158	42 A.Haydon	47.423	73 J.Finch	46.737	17	6 D.Stephens	2'00.493	2:00.696	(15)	
18	7 D.Lillywhite	26.215	33 H.Middleton	47.513	42 A.Haydon	46.978	18	73 J.Finch	2'00.651	2:01.176	(18)	
19	73 J.Finch	26.242	73 J.Finch	47.672	11 M.Sauer	47.141	19	8 J.Rigterink	2'00.950	2:01.247	(19)	
20	8 J.Rigterink	26.323	7 D.Lillywhite	48.018	6 D.Stephens	47.217	20	11 M.Sauer	2'01.107	2:03.115	(22)	
21	11 M.Sauer	26.662	18 M.Evans	48.195	18 M.Evans	47.259	21	7 D.Lillywhite	2'01.516	2:02.224	(21)	
22	18 M.Evans	26.751	8 J.Rigterink	48.385	7 D.Lillywhite	47.283	22	18 M.Evans	2'02.205	2:00.911	(17)	
23	15 S.Tilling	27.129	15 S.Tilling	48.904	15 S.Tilling	47.283	23	15 S.Tilling	2'03.316	2:03.811	(23)	
24	27 G.Mitchell	29.548	27 G.Mitchell	54.423	27 G.Mitchell	50.977	24	27 G.Mitchell	2'14.948	2:14.948	(24)	



## CATERHAM ACADEMY GROUP 2

6 HOURS OF DONINGTON

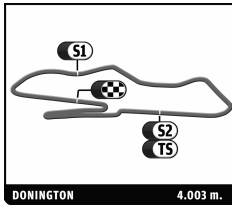
Race

Fastest Lap Sequence

Practice Time	Driver	Team	Car	Class	Time	Kph	Lap
1:58.655	46 Stephen Nuttall		CATERHAM	G2	<b>1:58.655</b>	121.5	1
3:54.231	46 Stephen Nuttall		CATERHAM	G2	<b>1:55.576</b>	124.7	2
9:46.791	4 Michael Gazda		CATERHAM	G2	<b>1:55.450</b>	124.8	5
9:47.241	88 Peter Fortune		CATERHAM	G2	<b>1:54.134</b>	126.3	5







## CATERHAM ACADEMY GROUP 2 6 HOURS OF DONINGTON

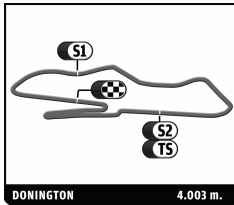
Race

Analysis

■ Personal Best    
 ■ Session Best    
 ■ Crossing the finish line in pit lane

Lap	Time	Sector 1	Sector 2	Sector 3	Kph	Elapsed	Lap	Time	Sector 1	Sector 2	Sector 3	Kph	Elapsed
<b>2</b> Richard Noordhof							<b>7</b> David Lillywhite						
CATERHAM							CATERHAM						
1	2:06.555	32.259	47.626	46.670	113.9	2:06.555	1	2:17.643	37.413	50.818	49.412	104.7	2:17.643
2	1:57.797	25.679	46.354	45.764	122.3	4:04.352	2	<span style="background-color: green;">2:02.224</span>	<span style="background-color: green;">26.215</span>	48.318	47.691	117.9	4:19.867
3	1:58.288	25.750	46.644	45.894	121.8	6:02.640	3	2:02.597	26.703	48.611	<span style="background-color: green;">47.283</span>	117.5	6:22.464
4	1:58.136	25.609	46.525	46.002	122.0	8:00.776	4	2:02.662	26.538	48.362	47.762	117.5	8:25.126
5	1:58.705	<span style="background-color: green;">25.469</span>	<span style="background-color: green;">45.935</span>	47.301	121.4	9:59.481	5	2:16.799	27.449	<span style="background-color: green;">48.018</span>	1:01.332	105.3	10:41.925
6	<span style="background-color: green;">1:57.706</span>	25.878	46.134	45.694	122.4	11:57.187	6	2:05.480	26.465	48.621	50.394	114.8	12:47.405
7	2:06.332	26.378	46.830	53.124	114.1	14:03.519	7	2:03.282	26.777	48.964	47.541	116.9	14:50.687
8	1:58.678	26.205	46.811	<span style="background-color: green;">45.662</span>	121.4	16:02.197	8	2:04.461	26.769	49.727	47.965	115.8	16:55.148
<b>3</b> Simon Bennett							<b>8</b> Jurgen Rigterink						
CATERHAM							CATERHAM						
1	2:05.254	31.550	47.749	45.955	115.1	2:05.254	1	2:17.077	36.812	50.420	49.845	105.1	2:17.077
2	1:57.949	25.982	46.519	<span style="background-color: green;">45.448</span>	122.2	4:03.203	2	2:05.149	27.706	48.730	48.713	115.1	4:22.226
3	1:58.732	25.918	47.058	45.756	121.4	6:01.935	3	2:03.962	27.314	49.461	47.187	116.3	6:26.188
4	<span style="background-color: green;">1:57.834</span>	<span style="background-color: green;">25.746</span>	46.427	45.661	122.3	7:59.769	4	2:06.599	28.224	50.097	48.278	113.8	8:32.787
5	1:58.934	25.934	<span style="background-color: green;">46.299</span>	46.701	121.2	9:58.703	5	2:04.788	27.270	48.708	48.810	115.5	10:37.575
6	1:58.087	25.819	46.422	45.846	122.0	11:56.790	6	2:02.153	26.546	<span style="background-color: green;">48.385</span>	47.222	118.0	12:39.728
7	2:01.822	26.356	47.347	48.119	118.3	13:58.612	7	<span style="background-color: green;">2:01.247</span>	<span style="background-color: green;">26.323</span>	48.682	<span style="background-color: green;">46.242</span>	118.9	14:40.975
8	1:58.765	26.049	46.619	46.097	121.3	15:57.377	8	2:04.955	26.876	49.570	48.509	115.3	16:45.930
<b>4</b> Michael Gazda							<b>10</b> Max Robinson						
CATERHAM							CATERHAM						
1	2:01.701	29.555	47.139	45.007	118.4	2:01.701	1	2:10.096	33.700	48.345	48.051	110.8	2:10.096
2	1:56.169	25.753	45.942	44.474	124.1	3:57.870	2	1:58.832	26.435	47.363	<span style="background-color: green;">45.034</span>	121.3	4:08.928
3	1:56.231	25.436	46.167	44.628	124.0	5:54.101	3	1:57.354	25.722	46.413	45.219	122.8	6:06.282
4	1:57.240	25.725	45.938	45.577	122.9	7:51.341	4	1:57.534	25.639	46.452	45.443	122.6	8:03.816
5	<span style="background-color: green;">1:55.450</span>	25.611	<span style="background-color: green;">45.530</span>	<span style="background-color: green;">44.309</span>	124.8	9:46.791	5	1:57.050	25.650	46.123	45.277	123.1	10:00.866
6	1:57.517	25.437	45.943	46.137	122.6	11:44.308	6	<span style="background-color: green;">1:56.469</span>	<span style="background-color: green;">25.378</span>	<span style="background-color: green;">45.884</span>	45.207	123.7	11:57.335
7	1:57.297	<span style="background-color: green;">25.133</span>	46.570	45.594	122.9	13:41.605	7	1:59.101	26.026	46.959	46.116	121.0	13:56.436
8	1:57.520	25.927	45.788	45.805	122.6	15:39.125	8	1:58.442	25.737	46.125	46.580	121.7	15:54.878
<b>5</b> Robert Addison							<b>11</b> Michael Sauer						
CATERHAM							CATERHAM						
1	2:09.265	30.957	47.282	51.026	111.5	2:09.265	1	2:15.432	36.158	49.695	49.579	106.4	2:15.432
2	2:06.761	26.802	47.008	52.951	113.7	4:16.026	2	2:03.814	27.575	48.878	47.361	116.4	4:19.246
3	1:58.977	26.222	46.718	46.037	121.1	6:15.003	3	2:05.965	27.045	48.512	50.408	114.4	6:25.211
4	1:58.727	25.880	46.460	46.387	121.4	8:13.730	4	<span style="background-color: green;">2:03.115</span>	<span style="background-color: green;">26.662</span>	49.312	<span style="background-color: green;">47.141</span>	117.1	8:28.326
5	2:10.384	38.504	46.592	<span style="background-color: green;">45.288</span>	110.5	10:24.114	5	2:03.923	26.996	<span style="background-color: green;">47.304</span>	49.623	116.3	10:32.249
6	1:59.223	<span style="background-color: green;">25.541</span>	47.174	46.508	120.9	12:23.337	6	2:03.872	27.910	48.093	47.869	116.3	12:36.121
7	<span style="background-color: green;">1:57.761</span>	26.068	<span style="background-color: green;">45.752</span>	45.941	122.4	14:21.098	7	2:04.367	27.379	48.011	48.977	115.9	14:40.488
8	1:59.444	26.011	45.893	47.540	120.6	16:20.542	8	2:04.367	26.848	49.336	48.183	115.9	16:44.855
<b>6</b> David Stephens							<b>12</b> Paul Croll						
CATERHAM							CATERHAM						
1	2:20.631	33.069	48.084	59.478	102.5	2:20.631	1	2:11.204	35.044	47.960	48.200	109.8	2:11.204
2	2:03.907	27.089	48.151	48.667	116.3	4:24.538	2	2:00.876	25.794	47.721	47.361	119.2	4:12.080
3	2:04.242	26.948	48.942	48.352	116.0	6:28.780	3	1:59.484	26.131	46.926	46.427	120.6	6:11.564
4	2:04.968	26.868	50.244	47.856	115.3	8:33.748	4	1:59.423	26.280	46.910	46.233	120.7	8:10.987
5	2:03.107	27.020	48.478	47.609	117.1	10:36.855	5	1:59.116	26.070	46.918	46.128	121.0	10:10.103
6	<span style="background-color: green;">2:00.696</span>	26.337	<span style="background-color: green;">47.142</span>	<span style="background-color: green;">47.217</span>	119.4	12:37.551	6	1:59.029	26.068	<span style="background-color: green;">46.076</span>	46.885	121.1	12:09.132
7	2:01.855	26.610	47.995	47.250	118.3	14:39.406	7	<span style="background-color: green;">1:58.277</span>	26.188	46.416	<span style="background-color: green;">45.673</span>	121.8	14:07.409
8	2:35.441	<span style="background-color: green;">26.134</span>	1:16.996	52.311	92.7	17:14.847							

# CATERHAM ACADEMY CHAMPIONSHIP 2012



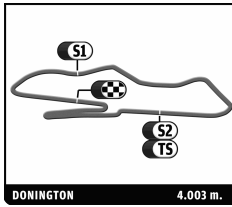
## CATERHAM ACADEMY GROUP 2 6 HOURS OF DONINGTON

Race

Analysis

Personal Best Session Best B Crossing the finish line in pit lane

Lap	Time	Sector 1	Sector 2	Sector 3	Kph	Elapsed	Lap	Time	Sector 1	Sector 2	Sector 3	Kph	Elapsed
<b>15</b> Simon Tilling							<b>40</b> Alex Taylor						
CATERHAM							CATERHAM						
1	2:17.982	37.048	50.931	50.003	104.4	2:17.982	1	2:09.732	32.127	48.485	49.120	111.1	2:09.732
2	2:37.268B	27.183	49.714	1:20.371	91.6	4:55.250	2	2:00.159	26.545	47.415	46.199	119.9	4:09.891
3	3:38.196	1:58.539	49.722	49.935	66.0	8:33.446	3	1:59.201	<b>25.767</b>	47.405	46.029	120.9	6:09.092
4	2:07.152	28.225	50.187	48.740	113.3	10:40.598	4	1:59.334	26.103	47.435	45.796	120.8	8:08.426
5	2:05.780	27.142	<b>48.904</b>	49.734	114.6	12:46.378	5	1:59.721	26.001	<b>47.023</b>	46.697	120.4	10:08.147
6	<b>2:03.811</b>	<b>27.129</b>	49.399	<b>47.283</b>	116.4	14:50.189	6	1:59.417	26.367	47.413	45.637	120.7	12:07.564
7	2:07.297	27.948	50.466	48.883	113.2	16:57.486	7	<b>1:58.709</b>	25.853	47.260	<b>45.596</b>	121.4	14:06.273
8							8	2:12.530	25.981	47.534	59.015	108.7	16:18.803
<b>18</b> Mike Evans							<b>42</b> Alec Haydon						
CATERHAM							CATERHAM						
1	2:18.929	37.474	51.942	49.513	103.7	2:18.929	1	2:14.636	35.698	48.947	49.991	107.0	2:14.636
2	2:05.308	<b>26.751</b>	<b>48.195</b>	50.362	115.0	4:24.237	2	2:02.678	26.910	47.934	47.834	117.5	4:17.314
3	2:03.101	26.770	49.072	<b>47.259</b>	117.1	6:27.338	3	2:02.420	27.126	47.539	47.755	117.7	6:19.734
4	2:03.553				116.6	8:30.891	4	2:02.255	26.269	47.734	48.252	117.9	8:21.989
5	2:01.113				119.0	10:32.004	5	<b>2:01.460</b>	26.540	47.694	47.226	118.6	10:23.449
6	2:01.312				118.8	12:33.316	6	2:01.530	<b>25.892</b>	<b>47.423</b>	48.215	118.6	12:24.979
7	2:02.394				117.7	14:35.710	7	2:01.690	27.063	47.649	<b>46.978</b>	118.4	14:26.669
8	<b>2:00.911</b>				119.2	16:36.621	8	2:03.180	27.007	48.602	47.571	117.0	16:29.849
<b>21</b> Oliver Andrew							<b>44</b> Tom Woodcock						
CATERHAM							CATERHAM						
1	2:03.486	30.061	48.062	45.363	116.7	2:03.486	1	2:12.452	34.284	48.440	49.728	108.8	2:12.452
2	1:57.905	25.962	46.641	45.302	122.2	4:01.391	2	2:00.763	26.133	47.699	46.931	119.3	4:13.215
3	1:57.599	25.876	46.297	45.426	122.5	5:58.990	3	2:00.299	26.372	47.488	<b>46.439</b>	119.8	6:13.514
4	1:57.591	26.016	46.253	45.322	122.6	7:56.581	4	2:01.292	<b>26.029</b>	48.353	46.910	118.8	8:14.806
5	1:57.053	<b>25.837</b>	46.289	44.927	123.1	9:53.634	5	2:01.216	26.691	47.813	46.712	118.9	10:16.022
6	1:57.230	25.930	46.372	44.928	122.9	11:50.864	6	2:01.012	26.356	47.804	46.852	119.1	12:17.034
7	1:58.062	26.099	47.061	<b>44.902</b>	122.1	13:48.926	7	<b>2:00.154</b>	26.277	<b>47.415</b>	46.462	119.9	14:17.188
8	<b>1:56.745</b>	25.860	<b>45.906</b>	44.979	123.4	15:45.671	8	2:04.236	26.847	47.559	49.830	116.0	16:21.424
<b>27</b> Gregory Mitchell							<b>46</b> Stephen Nuttall						
CATERHAM							CATERHAM						
1	2:29.353	40.022	56.903	52.428	96.5	2:29.353	1	1:58.655	28.473	45.783	44.399	121.5	1:58.655
2	2:19.368	29.776	56.483	53.109	103.4	4:48.721	2	<b>1:55.576</b>	<b>25.410</b>	45.877	<b>44.289</b>	124.7	3:54.231
3	2:18.540	30.427	55.789	52.324	104.0	7:07.261	3	1:56.401	25.609	46.142	44.650	123.8	5:50.632
4	2:17.906	30.325	56.494	51.087	104.5	9:25.167	4	1:56.372	25.641	46.238	44.493	123.8	7:47.004
5	<b>2:14.948</b>	<b>29.548</b>	<b>54.423</b>	<b>50.977</b>	106.8	11:40.115	5	1:55.970	25.513	46.005	44.452	124.3	9:42.974
6	2:19.743	31.265	55.989	52.489	103.1	13:59.858	6	1:57.468	25.775	46.160	45.533	122.7	11:40.442
7	2:18.186	29.578	54.788	53.820	104.3	16:18.044	7	1:56.552	26.465	<b>45.689</b>	44.398	123.6	13:36.994
8							8	1:55.781	25.482	45.761	44.538	124.5	15:32.775
<b>33</b> Henry Middleton							<b>73</b> James Finch						
CATERHAM							CATERHAM						
1	2:13.679	35.088	49.175	49.416	107.8	2:13.679	1	2:19.764	37.148	52.812	49.804	103.1	2:19.764
2	2:02.306	26.522	47.727	48.057	117.8	4:15.985	2	2:04.124	27.023	48.608	48.493	116.1	4:23.888
3	2:01.258	27.151	47.689	<b>46.418</b>	118.8	6:17.243	3	2:03.107	26.735	48.811	47.561	117.1	6:26.995
4	2:01.742	26.780	48.086	46.876	118.4	8:18.985	4	2:05.411	28.004	50.052	47.355	114.9	8:32.406
5	2:01.468	26.563	48.160	46.745	118.6	10:20.453	5	2:01.784	26.678	<b>47.672</b>	47.434	118.3	10:34.190
6	<b>2:00.836</b>	26.354	47.598	46.884	119.3	12:21.289	6	2:01.486	26.576	47.858	47.052	118.6	12:35.676
7	2:01.473	<b>26.158</b>	47.643	47.672	118.6	14:22.762	7	<b>2:01.176</b>	26.650	47.789	<b>46.737</b>	118.9	14:36.852
8	2:01.516	26.515	<b>47.513</b>	47.488	118.6	16:24.278	8	2:02.629	<b>26.242</b>	47.776	48.611	117.5	16:39.481



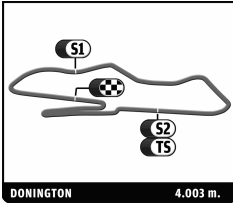
## CATERHAM ACADEMY GROUP 2 6 HOURS OF DONINGTON

Race

Analysis

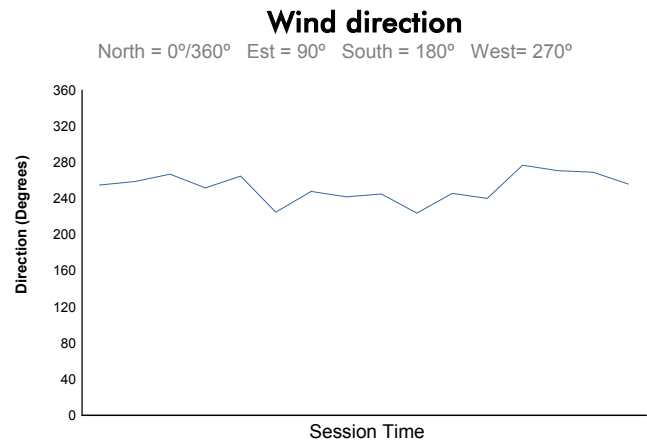
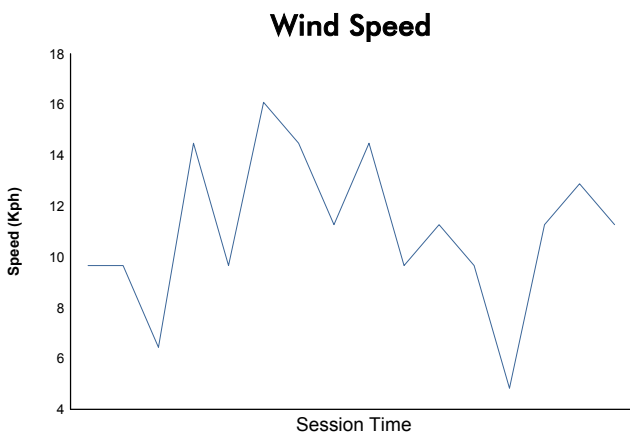
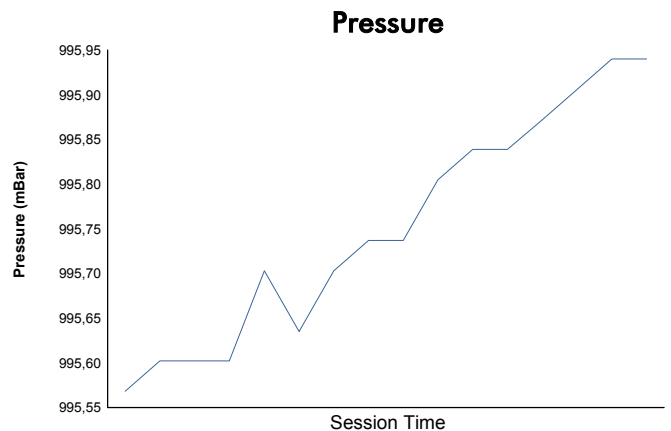
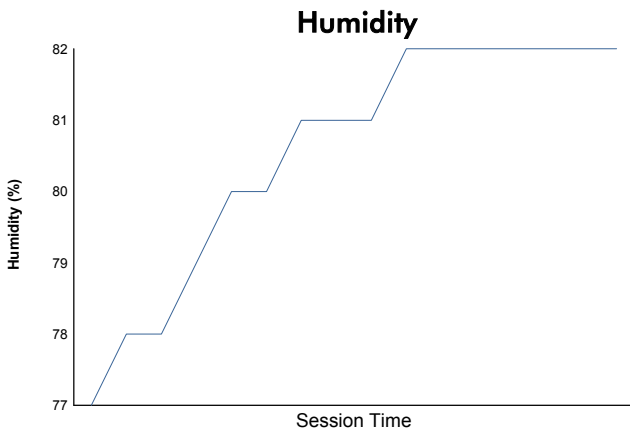
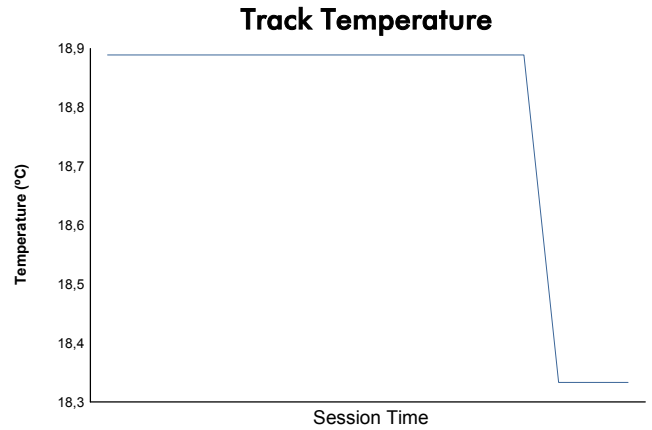
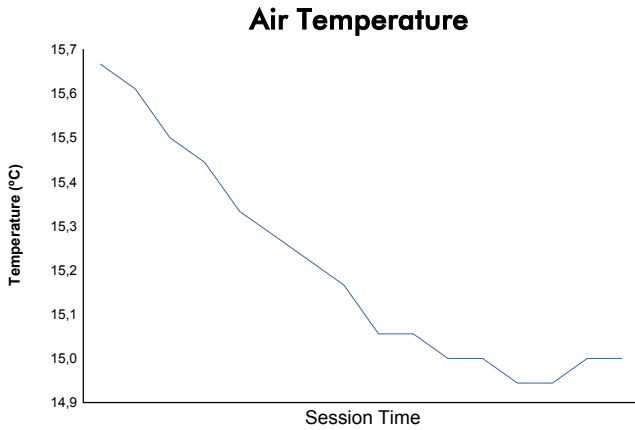
■ Personal Best   
 ■ Session Best   
 ■ B Crossing the finish line in pit lane

Lap	Time	Sector 1	Sector 2	Sector 3	Kph	Elapsed	Lap	Time	Sector 1	Sector 2	Sector 3	Kph	Elapsed
<b>77</b> Michael Coulten							CATERHAM						
1	2:23.271	31.794	48.997	1:02.480	100.6	2:23.271							
2	2:01.149	25.582	47.313	48.254	119.0	4:24.420							
3	2:01.751	27.535	48.389	45.827	118.4	6:26.171							
4	1:58.966	25.848	48.182	44.936	121.1	8:25.137							
5	1:57.663	25.705	46.184	45.774	122.5	10:22.800							
6	1:56.994	25.573	46.038	45.383	123.2	12:19.794							
7	1:58.342	26.439	46.813	45.090	121.8	14:18.136							
8	2:02.743	26.185	47.300	49.258	117.4	16:20.879							
<b>78</b> Nick Portlock							CATERHAM						
1	2:02.602	29.300	48.069	45.233	117.5	2:02.602							
2	1:57.303	25.768	46.510	45.025	122.9	3:59.905							
3	1:56.733	25.493	46.144	45.096	123.5	5:56.638							
4	1:57.210	25.575	46.498	45.137	122.9	7:53.848							
5	1:57.705	25.524	46.487	45.694	122.4	9:51.553							
6	1:57.562	25.984	46.315	45.263	122.6	11:49.115							
7	1:57.978	25.746	46.948	45.284	122.1	13:47.093							
8	1:57.650	25.806	46.634	45.210	122.5	15:44.743							
<b>84</b> Alastair Love							CATERHAM						
1	2:11.951	33.392	49.179	49.380	109.2	2:11.951							
2	2:00.722	25.870	48.071	46.781	119.4	4:12.673							
3	2:00.330	26.047	47.801	46.482	119.8	6:13.003							
4	2:02.134	26.240	47.735	48.159	118.0	8:15.137							
5	2:01.149	26.951	47.705	46.493	119.0	10:16.286							
6	2:00.417	26.433	48.016	45.968	119.7	12:16.703							
7	2:01.234	26.915	47.358	46.961	118.9	14:17.937							
8	2:03.801	26.730	47.301	49.770	116.4	16:21.738							
<b>88</b> Peter Fortune							CATERHAM						
1	2:02.032	28.718	46.696	46.618	118.1	2:02.032							
2	1:56.306	25.723	46.345	44.238	123.9	3:58.338							
3	1:56.143	25.245	46.125	44.773	124.1	5:54.481							
4	1:58.626	25.129	46.098	47.399	121.5	7:53.107							
5	1:54.134	25.263	44.985	43.886	126.3	9:47.241							
6	1:56.633	25.276	45.616	45.741	123.6	11:43.874							
7	1:57.486	25.223	46.817	45.446	122.7	13:41.360							
8	1:57.513	25.961	45.833	45.719	122.6	15:38.873							



**6 HOURS OF DONINGTON**  
**CATERHAM ACADEMY GROUP 2**  
**Race**

**Weather Report**



Track Status: **DRY**